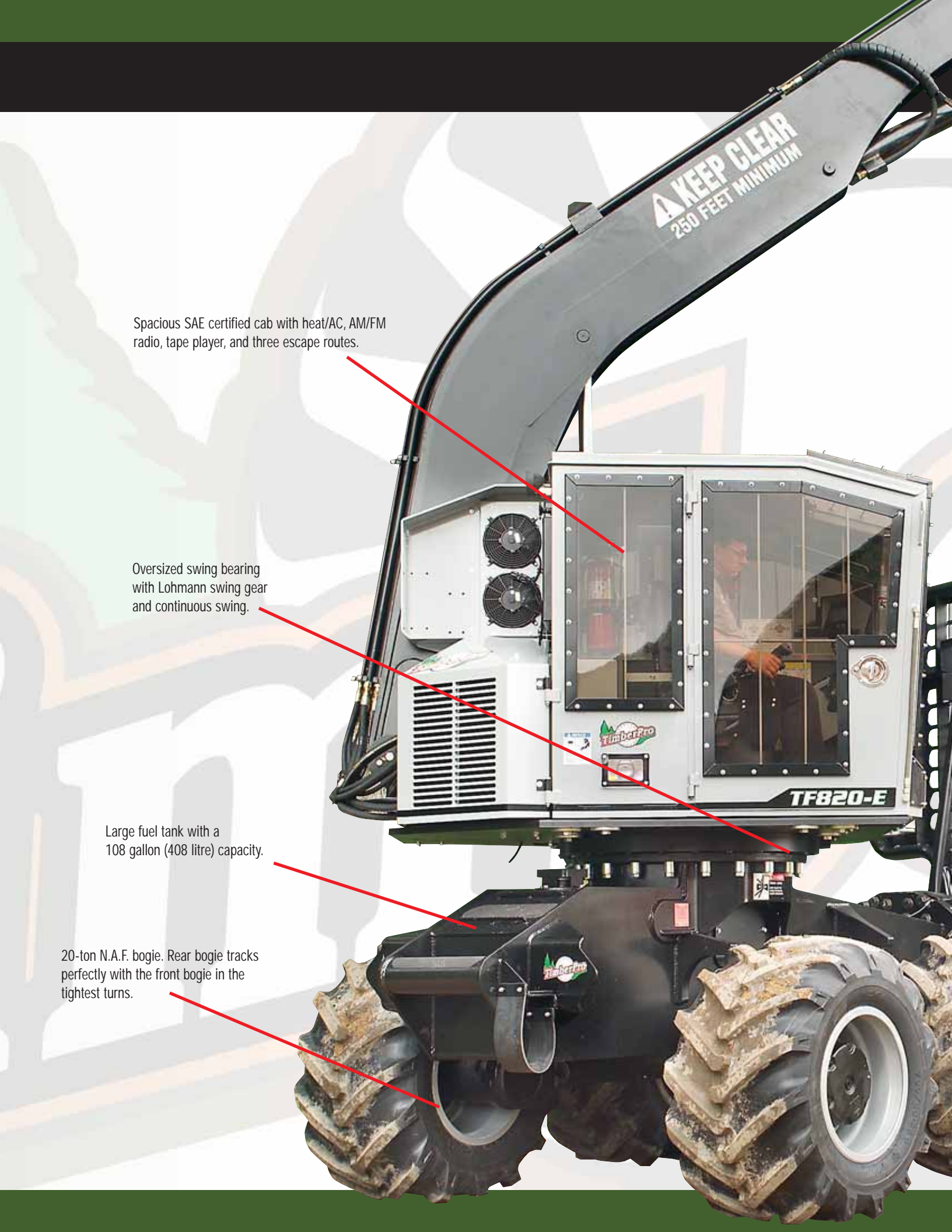




TF820-E

"The Leader in Rubber-Tire Forest Machines!"





Spacious SAE certified cab with heat/AC, AM/FM radio, tape player, and three escape routes.

Oversized swing bearing with Lohmann swing gear and continuous swing.

Large fuel tank with a 108 gallon (408 litre) capacity.

20-ton N.A.F. bogie. Rear bogie tracks perfectly with the front bogie in the tightest turns.

TF820-E

TimberPro's special boom pin linkage allows an easy 10-minute change over from the grapple to a CTL processor attachment.



Good access to 2-speed drop box and hydrostatic motor.



Versatility And Productivity In Any Form

The TF820-E eight-wheeled machine has been called "Proteus" (Greek God of change) because of the many things it can do. The TF820-E is the best forwarder on the market today and, because it has continuous swing and can work over the front, it has tremendous versatility to work in log yards, fight fires, haul concrete, do pipeline work, set ski towers and most importantly, work as a combo machine with a 10-minute change over time from the grapple to a CTL processor. This machine was designed and built to be the best, whether being used as a forwarder, a combo machine or any of the other many applications it is capable of.



Forwarding tree-length eucalyptus in Australia. Machine equipped with custom trailer, shovel attachment and Firestone 54x37 floatation tires.

Tree-length clam bunk skidding in a Georgia swamp. Note dual Firestone 28L tires for floatation.

Installing ski lift towers in Montana. Machine is equipped with a cement tank and discharge chute for setting the tower on location.





10-micron hydraulic oil filtration.

Large optional supplemental oil cooler for hot weather conditions.

Automatic reversing engine fan for cooling efficiency.

Centralized greasing in hard to reach places.

Pump drive ratio set so engine can run at 1800 R.P.M. for peak torque and best efficiency.



Hydraulics to run any attachment.

STANDARD & OPTIONAL FEATURES

Standard = S

Optional = 0

ENGINE

| | |
|---|---|
| Cummins 260 H.P. mechanical | 0 |
| John Deere 6068 250 H.P. electronic..... | S |
| Cummins 300 H.P. electronic | 0 |
| 24-volt electrical system with 70 amp alternator..... | S |
| Automatic reversing engine fan | S |

HYDRAULICS

| | |
|--|---|
| Load sense, pressure compensated hydraulics with VOAC control valves and IQAN digital control system | S |
| Hydrostatic 2-speed transmission with speeds to 12 mph (19,3 km/h).... | S |
| Mechanical locking differentials..... | S |
| Side-by-side radiator / oil cooler | S |
| Supplemental oil cooler | 0 |

STRUCTURAL

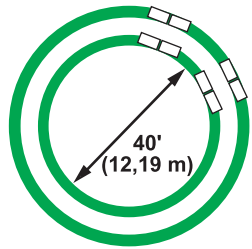
| | |
|---------------------------------------|---|
| Forwarder loader booms..... | S |
| Feller buncher booms..... | 0 |
| 6' Squirt boom..... | 0 |
| Attachment quick-change adapter | 0 |

OPERATOR'S CAB

| | |
|--|---|
| Fully certified for ROPS/FOPS/OPS..... | S |
| 1/2" Lexon in all windows | S |
| Eagle heater / AC system..... | S |
| AM / FM radio / tape player | S |
| Fully adjustable operator's seat | S |
| 7 Halogen lights for night work..... | S |
| Optional lights on boom..... | 0 |
| Sliding rear window..... | S |
| 3 escape routes (door, front window, rear window)..... | S |
| Fire suppression system | 0 |
| Xenon lights | 0 |

TIRES

| | |
|--|---|
| Nokian 700..... | S |
| Nokian 750..... | 0 |
| Firestone 28L (dual with Firestone 23.1 tires only)..... | 0 |



Even with tandem bogies, TimberPro's short wheelbase allows for a tight inside turning diameter of 40' (12,19 m).

Lift Capacities

Standard Loader Booms

Lift Capacities (Without attachment)

| | |
|-----------------|-----------------------|
| @10' (3,05 m) | 13,095 lb. (5 216 kg) |
| @15' (4,57 m) | 9,935 lb. (4 506 kg) |
| @23' (7,01 m) | 5,414 lb. (2 456 kg) |
| @31' (9,45 m)** | 2,955 lb. (1 340 kg) |

** With optional 6' (1,5 m) squirt boom.

Lift Capacities

Optional Feller Buncher Booms

Lift Capacities (Without attachment)

| | |
|---------------|------------------------|
| @10' (3,05 m) | 24,120 lb. (10 940 kg) |
| @15' (4,57 m) | 15,960 lb. (7 239 kg) |
| @23' (7,01 m) | 9,520 lb. (4 318 kg) |

Machine Weights and Ground Pressures

TF820 Forwarder

| | |
|---------------|------------------------|
| *Base Machine | 51,820 lb. (23 506 kg) |
| Front Axle | 33,860 lb. (15 359 kg) |
| Rear Axle | 17,960 lb. (8 147 kg) |

Ground Pressures (psi) [@ max load]:

| | |
|-----------------------|---------------|
| Front Wheels | 11.90 [12.84] |
| Front Wheels w/Tracks | 6.45 [6.89] |
| Rear Wheels | 6.25 [18.84] |
| Rear Wheels w/Tracks | 3.75 [9.76] |

TF820 Clam Bunk

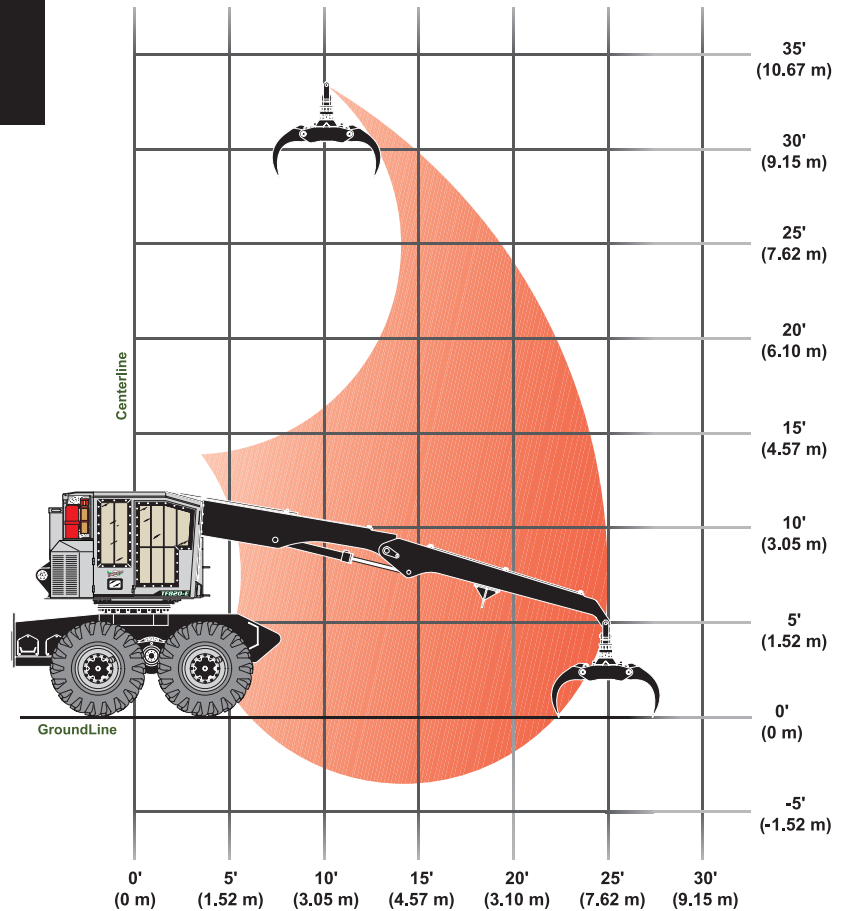
| | |
|---------------|------------------------|
| *Base Machine | 53,120 lb. (24 095 kg) |
| Front Axle | 33,660 lb. (15 268 kg) |
| Rear Axle | 19,460 lb. (8 827 kg) |

Ground Pressures (psi) [@ max load]:

| | |
|-----------------------|--------------|
| Front Wheels | 11.90 [1.90] |
| Front Wheels w/Tracks | 6.45 [6.45] |
| Rear Wheels | 6.25 [13.99] |
| Rear Wheels w/Tracks | 3.75 [7.44] |

* Approximate "woods ready" weight without attachment, loader booms, fully serviced including 1/2 full fuel tank and 175 lb. (80 kg) operator.

BOOM SWEEP

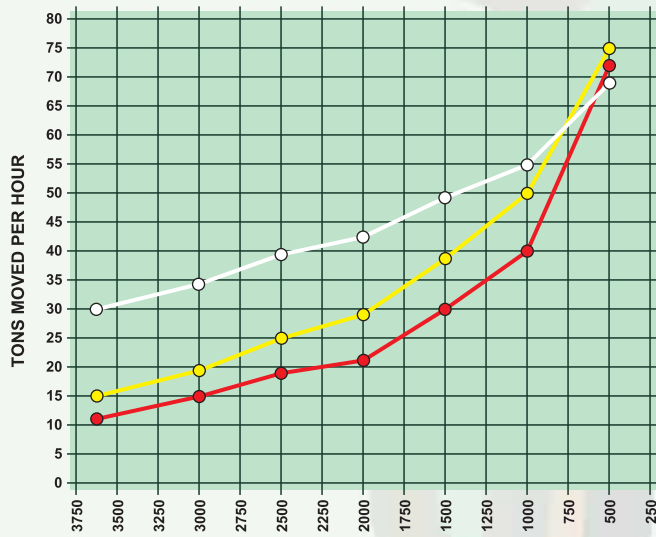




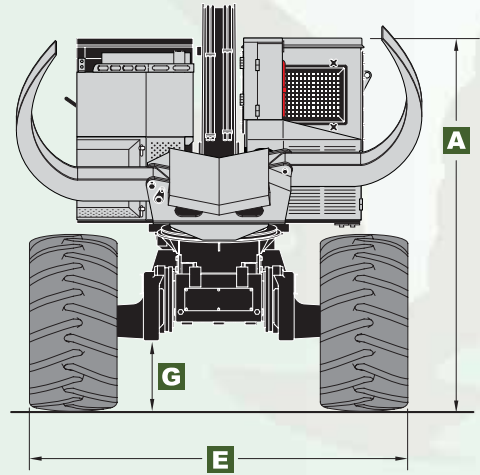
CLAM BUNK

Comparing TimberPro TF820 Clam Bunk With Large Grapple Skidders
Travel time on 3600 ft. skid

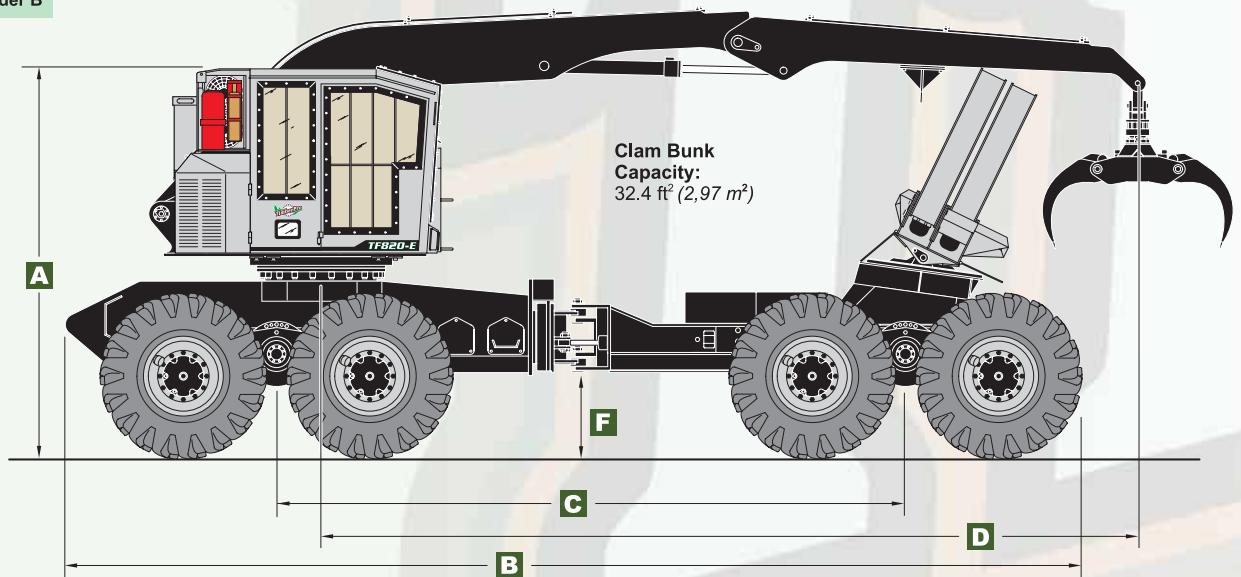
| | TF820 | Grapple Skidder |
|-----------------------------|-------------------------|-------------------------|
| Empty | 9.0 min - 4.6 - M.P.H. | 7.8 min - 5.3 - M.P.H. |
| Loaded | 16.0 min - 2.6 - M.P.H. | 10.5 min - 3.9 - M.P.H. |
| Loading and Turnaround Time | 15.0 min | 1.7 min |
| Total Round Trip Time | 40 min | 20 min |
| Average M.P.H. | 3.6 | 4.6 |
| Average Load | 20 Tons | 4 Tons |



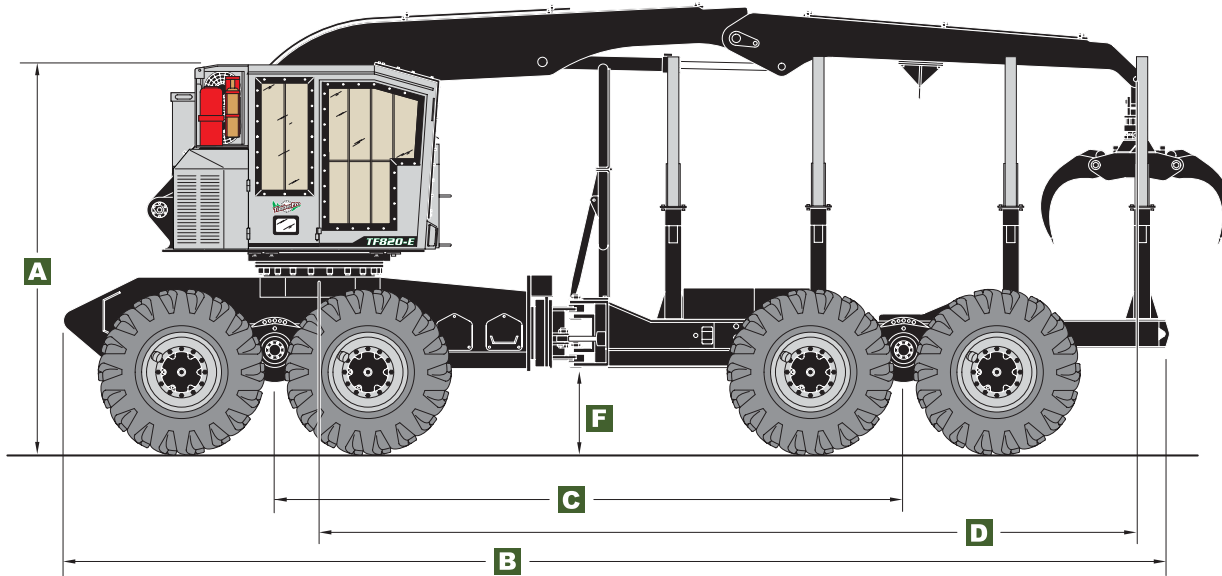
- TimberPro TF820
- Grapple Skidder A
- Grapple Skidder B



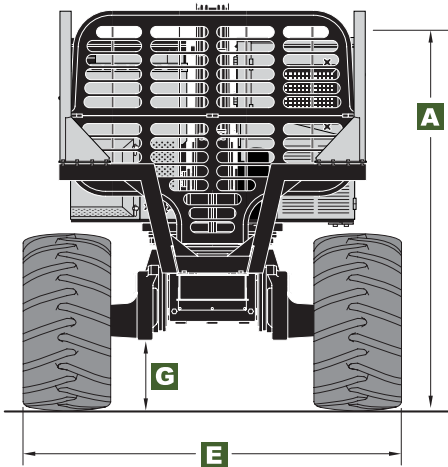
| | |
|--|------------------|
| A) Overall Height - 700 Tires | 11' 5" (348 cm) |
| Overall Height - 750 Tires | 11' 10" (361 cm) |
| B) Overall Length | 29' 11" (912 cm) |
| C) Wheelbase | 212" (538 cm) |
| D) Boom Length | 25' 0" (762 cm) |
| E) Overall Width - Wheels Dish "IN" | 9' 7" (292 cm) |
| Overall Width - Wheels Dish "OUT" | 10' 7" (323 cm) |
| F) Ground Clearance - Hinge Pin - 700 Tires | 26" (66 cm) |
| Ground Clearance - Hinge Pin - 750/28L Tires | 29" (74 cm) |
| G) Ground Clearance - Bogie Arm - 700 Tires | 20" (51 cm) |
| Ground Clearance - Bogie Arm - 750 Tires | 23" (58 cm) |



DIMENSIONS & SPECIFICATIONS



Log Bunk Cross-Section: 42.4 ft² - 48.5ft² (3,94 m² - 4.51 m²)



| | |
|--|------------------|
| A) Overall Height - 700 Tires | 11' 5" (348 cm) |
| Overall Height - 750 Tires | 11' 10" (361 cm) |
| B) Overall Length | 33' 1" (1008 cm) |
| C) Wheelbase | 212" (538 cm) |
| D) Boom Length | 25' 0" (762 cm) |
| E) Overall Width - Wheels Dish "IN" | 9' 7" (292 cm) |
| Overall Width - Wheels Dish "OUT" | 10' 7" (323 cm) |
| F) Ground Clearance - Hinge Pin - 700 Tires | 26" (66 cm) |
| Ground Clearance - Hinge Pin - 750/28L Tires | 29" (74 cm) |
| G) Ground Clearance - Bogie Arm - 700 Tires | 20" (51 cm) |
| Ground Clearance - Bogie Arm - 750 Tires | 23" (58 cm) |



TimberPro, LLC

P.O. Box 415, Shawano, WI 54166
Phone 715 524 7899 Fax 715 524 7898

TimberPro reserves the right to change specifications without notice or obligation. Products illustrated may be equipped with non-standard equipment. Other manufacturer's equipment or attachments shown are used for illustration purposes only. TimberPro does not warrant the safety, reliability or operation of other manufacturer's equipment or attachments.

